



Datos dimensionales (Milímetros) Dimensional data (Millimeters)






A	B	C	E	L	M	N
±0.05	±0.05	±0.05	MAX.	±0.5	±0.5	±0.12
10	19.2	15.5	20.0	16.9	5.0	6.6
12	21.6	17.5	22.0	17.4	5.0	5.6
14	24.6	20.5	24.0	17.4	5.0	5.6
16	28.0	22.0	26.0	19.5	6.5	7.5
18	30.0	24.0	31.0	20.5	6.5	8.0
20	35.0	29.5	34.0	22.0	6.5	7.5
22	35.0	29.5	36.0	23.5	6.5	7.5
24	38.0	32.0	38.0	25.0	6.5	7.5
25	38.0	32.0	39.0	26.5	6.5	7.5
26	40.0	34.0	40.0	26.5	6.5	8.0
28	42.0	36.0	42.0	26.5	6.5	9.0
30	45.0	39.2	44.0	25.0	6.5	10.5
32	48.0	42.2	46.0	28.5	6.5	10.5
35	52.0	46.2	49.0	28.5	6.5	11.0
38	55.0	49.2	54.0	32.2	6.5	10.3
40	58.0	52.2	56.0	34.7	6.5	10.8
42	62.0	53.3	58.0	37.3	8.0	12.0
45	64.0	55.3	61.0	39.2	8.0	11.6
48	68.4	59.7	64.0	44.7	8.0	11.6
50	69.3	60.8	66.0	45.7	8.0	11.6
55	75.4	66.5	71.0	49.0	8.0	13.3
58	78.4	69.5	78.0	52.0	8.0	13.3
60	80.4	71.5	79.0	55.0	8.0	13.3
65	85.4	76.5	85.0	54.3	8.0	13.0
68	91.5	82.7	88.0	55.3	8.0	13.7
70	92.0	83.0	90.0	56.3	8.0	13.0
75	99.0	90.2	98.0	56.3	8.0	14.0
80	104.0	95.2	103.0	59.3	8.0	15.0

CONDICIONES DE OPERACIÓN

Velocidad: Hasta 3,600 R.P.M.
Presion: 145 PSI (10 Kg/cm²)
*Temperatura: -57 °C ~ 204 °C
**Depende del material del elastómero*

OPERATION CONDITIONS

Velocity: Up to 3,600 R.P.M.
Pressure: 145 PSI (10Kg/cm²)
*Temperature: -57 °C ~ 204 °C
**Depends on elastomer material*

-  **Partes Metalicas:** Acero Inoxidable 316
Metal Parts: 316 Stainless Steel
-  **Resorte:** Acero inoxidable 304, 316
Spring: 304, 316 Stainless Steel
-  **Cara:** Carbón Grafito
Rotary Face: Graphite
-  **Empaque:** NBR (Nitrilo®), FKM (Vitón®), EPR (EPDM)
Bellow: NBR (Nitrile), FKM (Viton®), EPR (EPDM)
-  **Asiento:** Acero Inoxidable 316, Carburo de Silicio
Seat: 316 Stainless Steel, Silicon Carbide

Se ofrece como estándar con estacionaria tipo G4 y resorte derecho.

Also available with stationary type G4 and right spring.

